


## EXPERIENCE POWER WITH CONTROL

# PRECISION SPINE MD-VUE™ LATERAL ACCESS SYSTEM

Nested 3 blade design  
**PREVENTS BLADE CREEP  
DURING INSERTION,  
PROTECTING NEURAL  
ELEMENTS**

Independent blade angulation  
(up to 20°) & 4<sup>th</sup> blade option  
**OPTIMIZE VISUALIZATION  
WHILE PREVENTING TISSUE  
CREEP**

Reinforced retractor arms  
**PROVIDE OPTIMAL POWER  
AND STABILITY**



Incremental posterior blade movement  
**IDENTIFIES THE PRECISE AMOUNT  
OF BLADE RETRACTION**

Multiple table-arm  
attachment points  
**ALLOW FOR OPTIMAL  
POSTERIOR BLADE CONTROL**

Cranial/Caudal handle  
**PROVIDES INFINITE  
RESOLUTION RETRACTION  
FOR PRECISE CONTROL OF  
ACCESS WINDOW**

Radiolucent design  
**IMPROVES FLUOROSCOPIC  
VISUALIZATION**

**PRECISION SPINE®**  
*Discover the Difference*




## MD-VUE™ SYSTEM TRAYS

**INSTRUMENT TRAY**  
54-BK-1000




**LIGHT CABLE TRAY**  
54-BK-3000



**TABLE-ARM TRAY**  
ML-0709



**DISC PREP – COBBS & CURETTES**  
60-BK-1000



**IMPLANTATION INSTRUMENTS**  
60-BK-2000



**DISC PREP – PADDLES & CUTTERS**  
60-BK-3000



**DISC PREP – ANGLED INSTRUMENTS**  
60-BK-4000



# MD-VUE™

PRECISION SPINE  
LATERAL ACCESS SYSTEM

## MD-VUE™ DISPOSABLES & LIGHT BOX

**DISPOSABLES** (items ordered individually)

P/N	Description
1587-03	Annulotomy Knife (Sterile)
302404-000-160	Ball Tip Probe (Sterile)
54-BP-5000	Bipolar Forceps (Sterile)
54-GW-0051	SST Guidewire
54-LC-5200	Bifurcated Illuminator (Sterile)
54-SP-0020	20mm Posterior Shim
54-SP-0030	30mm Posterior Shim
54-SP-2520	Fixation Pin - 2.5mm x 20mm
PNM1.0/275	Neuromonitoring Probe (Sterile)
60-IN-9003	Inserter Shaft
60-IN-9004	Angled Inserter Shaft



**LIGHT BOX** (ordered separately)

P/N	Description
43-5000	Light Box



**PRECISION SPINE®**

[www.precisionspineinc.com](http://www.precisionspineinc.com)

